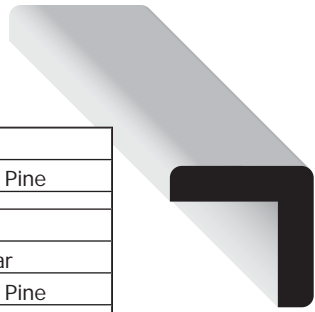


Corners, Squares & Mullions

Corners are used to protect the outside edges of the wall from damage and abrasion. Corners come in a wide variety of sizes and detailing.

Squares and Parting Beads are used in a wide range of applications including filling gaps and transitioning heights. This profile may also be used in a variety of craft projects.

M&M#	Corner Bead
204	1-1/4" x 1-1/4" - RL & 8' Solid Pine
205O	1-1/16" x 1-1/16" - RL Oak
205POP	1-1/16" x 1-1/16" - RL Poplar
205	1-1/16" x 1-1/16" - RL & 8' Solid Pine
206	3/4" x 3/4" - RL & 8' Solid Pine



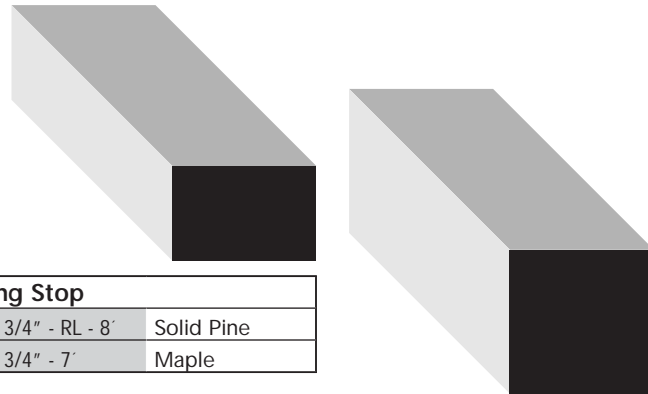
M&M#	Mullion Casing
972	3/8" x 2" - RL Solid Pine



M&M#	Stop
249MAPF07	3/4" x 1-5/8" - RL Solid Pine
249OF07	3/4" x 1-5/8" - RL Oak
249POPF07	3/4" x 1-5/8" - RL Poplar




M&M#	Parting Stop
254	1/2" x 3/4" - RL - 8' Solid Pine
254O	1/2" x 3/4" - 7' Maple



M&M#	Stop
251LP	1 1/16" x 1-3/8" - 16' FJ Pine Primed



M&M#	Baluster
239	3/4" x 3/4" - RL Solid Pine



Flooring Accessories

ALL SIZES NOMINAL



M&M#	Nosing for 3/4" floor
1060GO	1 x 3-1/2" - RL Oak

M&M#	Spline
1SPO	1/4" x 1/2" - 3' - 5' Oak

Brickmould & Lattice

A Brickmould is used as exterior casing around doors. 2 inches is the most common size, however, 1-1/2 and 1-1/4 inch sizes are available.

A Lattice is a thin strip of flat moulding commonly used to hide seams and trim edges. It is available in a multitude of widths and is useful for a wide variety of projects.



M&M#	Brickmould
PVC180-18	1-1/4" x 2" - 18' PVC



M&M#	Lattice
259MAP	1/4" x 5-1/2" - RL Maple
259POP	1/4" x 5-1/2" - RL Poplar
260O	1/4" x 5-1/2" - RL Oak
260POP	1/4" x 5-1/2" - RL Poplar
260	1/4" x 5-1/2" - RL Solid Pine
261POP	1/4" x 5-1/2" - RL Poplar
262	1/4" x 2-1/2" - RL Solid Pine
264O	3/16" x 2" - RL Oak
264POP	3/16" x 2" - RL Poplar
264	1/4" x 2" - RL Solid Pine
264PRI	1/4" x 2" - 16' FJ Pop Primed
265	1/4" x 1-3/4" - RL & 8' Solid Pine
267	1/4" x 1-3/8" - RL & 8' Solid Pine
267LMAF07	1/4" x 1-3/8" - 7' Maple
267LPOPF07	1/4" x 1-3/8" - 7' Poplar
267LOF07	1/4" x 1-3/8" - 7' Oak
268	1/4" x 1-1/8" - RL & 8' Solid Pine



M&M#	Brickmould
180P	1-1/4" x 2" - 17' & 10' FJ Pine Primed
180	1-1/4" x 2" - RL Solid Pine
180FJF17	1-1/4" x 2" - 17' Raw FJ Pine